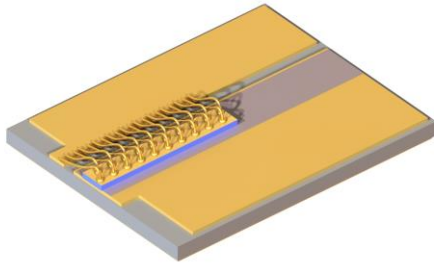


# BAH1064004CC015WXXX

## High Power Broad-Area Laser Diode on Submount



### Features:

- Output power 15W @ 1064nm in CW mode
- Proprietary mirror coating technology enabling high reliability
- Reliable Au/Sn bonding of chip to composite submount
- RoHS compliance

### Applications:

- Medical Devices
- Sensors
- Scientific Research et al.

## Recommended Operating Conditions

Sample is mounted on a copper heatsink

Parameter	Min.	Typ.	Max.	Unit
Heatsink Temperature	20	25	30	°C
Forward Current		18	19.5	A
Output Power	1.5		15	W

## Characteristics

Tested for each sample @ CW, 25C, 18A

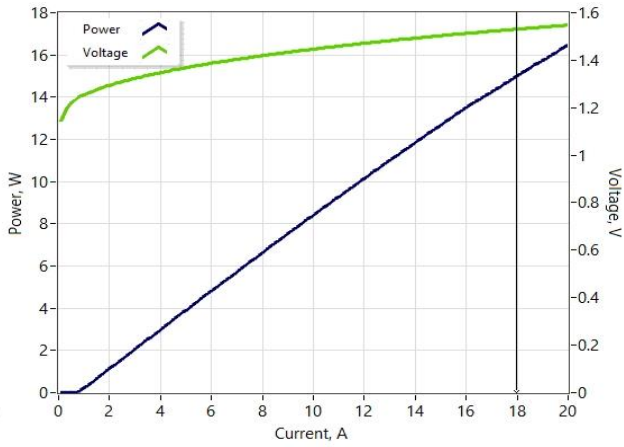
Parameter	Min.	Typ.	Max.	Unit
Forward Current @ 15W			19.5	A
Forward Voltage		1.5	1.9	V
Threshold Current		0.7	1.2	A
Mean Wavelength	1049	1064	1079	nm
Bandwidth (FWHM)		4	10	nm
Wavelength Temperature Tunability		0.4		nm/°C
Slow Axis Beam Divergence (FWHM)	5	10	14	deg
Fast Axis Beam Divergence (FWHM)		34	40	deg
Mesa Width		250		µm
Polarization		TE		

## Absolute Maximum Ratings

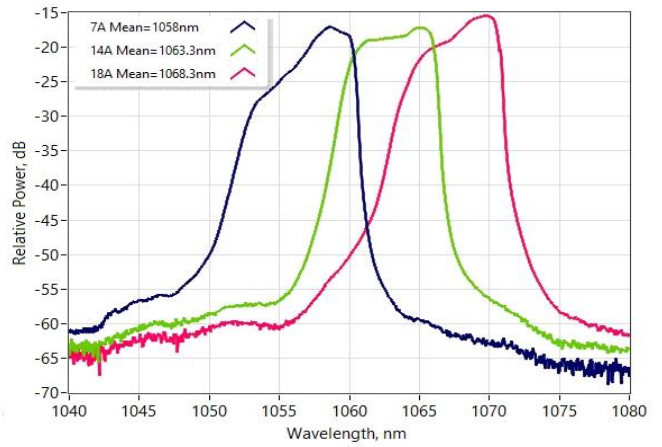
Parameter	Min	Max	Unit
Output Power		17	W
Forward Current (CW)		20	A
Reverse Voltage		2	V
Soldering Temperature (5 sec. max)		250	°C
Operating temperature (above dew point)	5	60	°C
Storage Temperature (above dew point)	-40	85	°C

**Typical Performance (for reference only)**

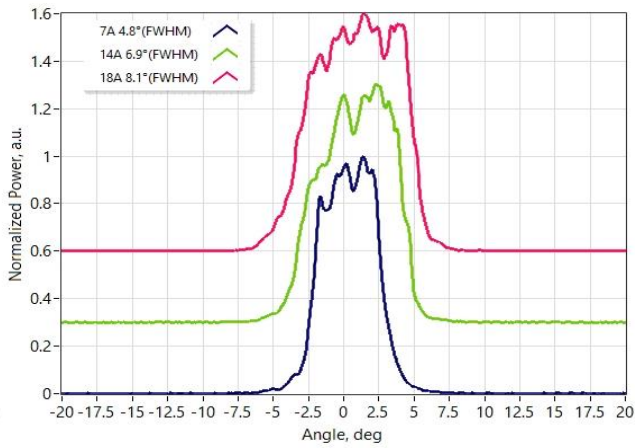
**Light-Current-Voltage Characteristics**



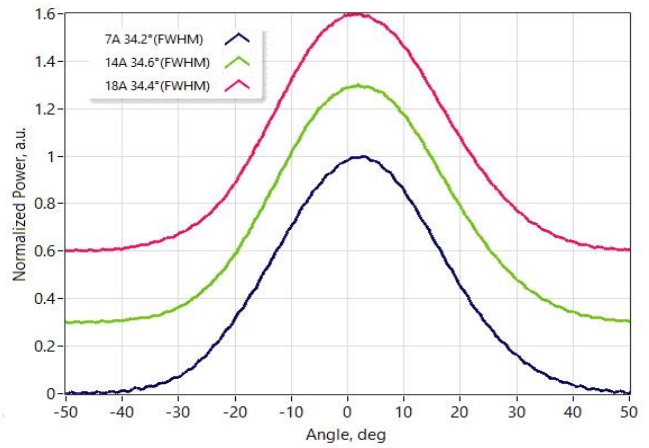
**Optical Spectra (res. 1nm)**



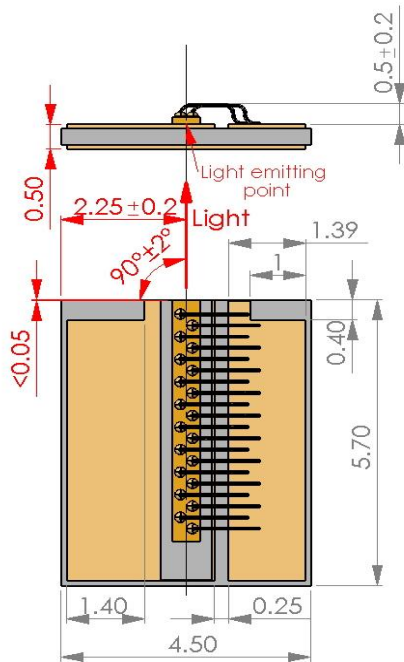
**Slow Axis Far Field**



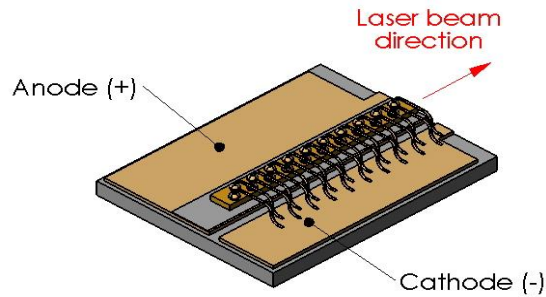
**Fast Axis Far Field**



### Dimensions (in mm)



1. Tolerance not indicated  $\pm 0.15$ .
2. Red colored dimensions refer to emitting point.



### Safety and Operating Instructions

The laser light emitted from this Device is invisible and harmful to the human eye. Avoid looking directly into the fiber output or into the collimated beam along its optical axis when the device is in operation. Proper laser safety eyewear must be worn during operation.

Absolute Maximum Ratings may be applied to the Device for short period of time only. Exposure to maximum ratings for extended period of time or exposure above one or more max ratings may cause damage or affect the reliability of the Device.

Operating the product outside of its maximum ratings may cause device failure or a safety hazard. Power supplies used with the Device must be employed such that the maximum peak optical power cannot be exceeded. A proper heatsink for the Device on thermal radiator is required, sufficient heat dissipation and thermal conductance to the heatsink must be ensured by flux-free soldering.

The Device is an Open-Heatsink Diode Laser; it may be operated in cleanroom atmosphere or dust-protected housing only. Operating temperature and relative humidity must be controlled to avoid water condensation on the laser facets. Any contamination or contact of the laser facet must be avoided.

ESD PROTECTION – Electrostatic discharge is the primary cause of unexpected product failure. Take extreme precautions to prevent ESD. Use wrist straps, grounded work surfaces and rigorous antistatic techniques when handling the product.



### Part-number Identification

BAH1064004CC015WXXXX - broad area laser with 15W output power, mean wavelength 1064nm, 4nm bandwidth, 250um mesa width

**NOTE:** Innolume product specifications are subject to change without notice